

**BAMPSL SECURITIES LIMITED**

Regd. Off. : 100-A, Cycle Market,
Jhandewalan Extn., New Delhi-110055

Ref. No. :

Date :

Date : 14-10-2023

The BSE Limited
Phiroze Jeejeeboy Towers
Dalal street, Mumbai- 400001
Email Id: corp.relations@bseindia.com

Subject: Outcome of Board Meeting of the Company held on Tuesday, 14th November, 2023.

Dear Sir/Madam,

This is to inform you that the meeting of Board of Directors of the Company held today on 14th November, 2023 at 1.00 PM and concluded at 2.00 PM has considered and approved the following:

1. Approved the un-audited results for the quarter ended 30th September, 2023.
2. Copies of the Limited review reports as submitted by the auditors of the company on standalone financial results.

You are requested to take note of the above.

For Bampsl Securities Limited



Prerna Bajaj
(Company Secretary)



Ref. No. :

Date :

BAMPSL SECURITIES LIMITED							
Unaudited Financial Results for the year ended 30th September 2023							
Amount (In Lakh)							
S.No.	PARTICULARS	QUARTER ENDED			HALF YEAR ENDED		YEAR ENDED
		30.09.2023 Unaudited	30.06.2023 Unaudited	30.09.2022 Unaudited	30.09.2023 Unaudited	30.09.2022 Unaudited	31.03.2023 Audited
1	Income from Operations						
	(a) Net Sales/ Income from Operations	267.27	420.78	14.27	688.05	16.68	298.35
	(b) Other Operating Income	1.71	2.31	16.16	4.02	16.92	70.43
	Net Income from Operations	268.98	423.09	30.43	692.07	33.60	368.78
2	Expenses						
	(a) Cost of materials consumed	-	-	-	-	-	-
	(b) Purchases of Stock-in-trade	266.70	420.36	14.30	687.06	16.65	300.65
	(c) Changes in inventories of finished goods, work-in-progress and stock-in-trade	0.38	0.84	-	1.22	0.07	(1.85)
	(d) Employee benefits expense	1.87	1.50	1.23	3.37	2.46	5.13
	(e) Finance Costs	-	-	-	-	-	-
	(f) Depreciation and Amortization expense	0.34	0.34	0.34	0.68	0.69	1.36
	(g) Other expenses	1.51	7.45	1.50	8.96	7.61	11.80
	Total Expenses	270.80	430.48	17.37	701.28	27.48	317.09
3	Profit/ Loss after Interest but before Exceptional Items (1-2)	(1.82)	(7.39)	13.06	(9.21)	6.12	51.69
4	Exceptional Items	-	-	-	-	-	-
5	Profit/ Loss from Ordinary Activities before Tax (3+4)	(1.82)	(7.39)	13.06	(9.21)	6.12	51.69
6	Tax						
	Current Tax	-	-	-	-	-	8.72
	Adjustment of P.Y. Tax	-	(1.55)	-	(1.55)	-	-
	Deferred Tax	-	-	-	-	-	(0.04)
7	Net Profit/ Loss from Ordinary Activities after Tax (5-6)	(1.82)	(5.84)	13.06	(7.66)	6.12	43.01
8	Other Comprehensive Income	-	-	-	-	-	-
9	Total Comprehensive Income for the period	(1.82)	(5.84)	13.06	(7.66)	6.12	43.01
10	Paid-up Equity Share Capital (Face Value of Rs. 10/- each)	3,403.52	3,403.52	3,403.52	3,403.52	3,403.52	3,403.52
11	Reserves excluding Revaluation Reserves as per Balance Sheet of previous year						367.37
12	Earning per Share for continuing operations (not annualized)						
	(a) Basic earning/ loss per share	(0.005)	(0.017)	0.038	(0.023)	0.018	0.126
	(b) Diluted earning/ loss per share	(0.005)	(0.017)	0.038	(0.023)	0.018	0.126



Ref. No. :

Date :

BAMPSL SECURITIES LIMITED				
STANDALONE STATEMENT OF ASSETS AND LIABILITIES				
			Amount (In Lakh)	
		PARTICULARS	As at 30.09.2023 Unaudited	31.03.2023 Audited
A		ASSETS		
	1	Financial Assets		
		(a) Cash and Cash Equivalent	0.22	0.12
		(b) Receivables		
		i) Trade Receivables	0.68	0.16
		(c) Short Term Loans and Advances	75.52	82.20
		Sub-Total Financial Assets	76.42	82.48
	2	Non-Financial Assets		
		(a) Inventories	465.83	467.04
		(b) Current Tax Assets (Net)	9.69	7.73
	(c) Deferred Tax Assets (Net)	2.06	2.06	
	(d) Property, Plant and Equipment	29.75	30.42	
	(e) Long Term Loans and Advances	3,210.25	3,210.25	
	Sub-Total Non-Financial Assets	3,717.56	3,717.50	
	SUB-TOTAL - A	3,793.99	3,799.98	
B		LIABILITIES AND EQUITY		
	1	Financial Liabilities		
		(a) Other Financial Liabilities (to be specified)	9.69	8.02
		Sub-Total Financial Liabilities	9.69	8.02
	2	Non-Financial Liabilities		
		(a) Provisions	21.07	21.07
		Sub-Total Non-Financial Liabilities	21.07	21.07
3	Equity			
	(a) Equity Share Capital	3,403.52	3,403.52	
	(b) Reserves and Surplus	359.71	367.37	
	Sub-Total Equity	3,763.23	3,770.89	
	TOTAL - B	3,793.99	3,799.98	




Ref. No. :

Date :

CASH FLOW STATEMENT FOR THE HALF YEAR ENDED 30 SEPTEMBER 2023

Amount (In Lakh)

	PARTICULARS	Half Yearly	Half Yearly	Yearly
		30th September 2023	30th September 2022	31st March 2023
A.	CASH FLOW FROM OPERATING ACTIVITY			
	Net Profit before tax and extraordinary Items (as per Statement of Profit and Loss)	(7.66)	6.12	51.69
	Adjustments for Non Cash/ Non Trade Items:			
	Depreciation & Amortization Expenses	0.68	0.69	1.36
	Dividend Income	-	-	-
	Interest Received	(3.61)	(1.52)	(14.05)
	Operating Profit before Working Capital Changes	(10.59)	5.29	39.00
	Adjusted for:			
	(Increase)/ Decrease in Trade Receivables	(0.52)	-	(0.16)
	(Increase)/ Decrease in Inventories	1.21	0.07	(1.85)
	Increase /(Decrease) in Other Current Liabilities	1.67	(5.75)	(2.82)
	(Increase)/ Decrease in Short Term Loans & Advances	6.68	(1.52)	(48.64)
	(Increase)/ Decrease in Other Current Assets	(1.96)	-	-
	Cash generated from Operations	(3.51)	(1.91)	(14.47)
	Income Tax (Paid)/ Refund	-	-	-
	NET CASH FLOW FROM OPERATING ACTIVITY - A	(3.51)	(1.91)	(14.47)
B.	CASH FLOW FROM INVESTING ACTIVITY			
	Purchase of Tangible Assets	-	-	-
	Interest Received	3.61	1.52	14.05
	Cash Advances and Loans Received back	-	-	-
	Dividends Received	-	-	-
	NET CASH FLOW FROM INVESTING ACTIVITY - B	3.61	1.52	14.05
C.	CASH FLOW FROM FINANCING ACTIVITY			
	Other Inflows/ (Outflows) of Cash	-	-	-
	NET CASH FLOW FROM FINANCING ACTIVITY - C	-	-	-
D.	Net Increase/ (Decrease) in Cash and Cash Equivalents (A+B+C)	0.10	(0.39)	(0.42)
E.	Cash and Cash Equivalent in the beginning of the year	0.12	0.54	0.54
	Cash and Cash Equivalent at the end of the year (D+E)	0.22	0.15	0.12



Ref. No. :


Date :

- 1 The above Un-audited Financial Results for the period ended September 30, 2023 have been reviewed by the Audit Committee and approved by the Board of Directors at their respective meetings held on 14.11.2023
- 2 The above financial results of the Company have been prepared in accordance with Indian Accounting Standards ("Ind AS") prescribed under Section 133 of the Companies Act, 2013 ("the Act"), directions/ guidelines issued by the Reserve Bank of India ("RBI") and generally accepted accounting practices in India, in compliance with Regulation 33 and Regulation 52 read with Regulation 63(2) of the SEBI (Listing Obligations and Disclosure Requirements) Regulations, 2015, as amended (the "Listing Regulations"). Any application guidance/ clarifications/ directions issued by the Reserve Bank of India or other regulators are implemented as and when they are issued/ applicable.
- 3 The Company is registered as NBFC with RBI & at presents there are no reportable segment as per Indian Accounting Standard - 108 on "Operating Segments" in respect of the Company.
- 4 Previous Periods/year figures have been regrouped and/or rearranged, wherever necessary to make their classification comparable with the current period/year.

Place : New Delhi
Dated : 14.11.2023



On Behalf of the Board of Directors


Bhisham Kumar Gupta
Managing Director
DIN No. 00110915

Independent Auditor's Review Report on the Quarterly and year to date Unaudited Financial Results of the company pursuant to the Regulation 33 of the SEBI (Listing Obligations and Disclosure Requirements) Regulations, 2015, as amended:

To
**The Board of Directors of
BAMPSL SECURITIES LIMITED**

1. We have reviewed the accompanying statement of unaudited financial results of BAMPSL SECURITIES LIMITED ("the Company") for the quarter ended September 30, 2023 and year to date from April 1, 2023 to September 30, 2023 ("the statement") attached herewith, being submitted by the Company pursuant to the requirements of Regulation 33 of SEBI (Listing obligations and disclosure requirements) Regulation, 2015, as amended ("the Listing Regulations").
2. This statement, which is the responsibility of the Company's Management and approved by the Company's Board of Directors, has been prepared in accordance with the recognition and measurement principles laid down in the Indian Accounting Standard 34 "Interim Financial Reporting" ("Ind AS 34"), prescribed under section 133 of the Companies Act, 2013 as amended, read with relevant rules issued there under and other accounting principles generally accepted in India. Our responsibility is to issue a report on the statement based on our review.
3. We conducted our review of the statement in accordance with the Standard on Review Engagement (SRE) 2410, "Review of Interim Financial Information Performed by the Independent Auditor of the Entity" issued by the Institute of Chartered Accountants of India. This standard requires that we plan and perform the review to obtain moderate assurance as to whether the statements free of material misstatement. A review of interim financial information consists of making inquiries, primarily of persons responsible for financial and accounting matters, and applying analytical and other review procedures. A review is substantially less in scope than an audit conducted in accordance with Standards on Auditing and consequently does not enable us to obtain assurance that we would become aware of all significant matters that might be identified in an audit. Accordingly, we do not express an audit opinion.
4. Based on our review conducted as above, nothing has come to our attention that causes us to believe that the accompanying statement, prepared in accordance with the recognition and measurement principles laid down in the aforesaid Indian Accounting Standards ("Ind AS") specified under Section 133 of the Companies Act, 2013 as amended, read with relevant rules issued there under and other accounting principles generally accepted in India, has not disclosed the information required to be disclosed in terms of the listing regulations, including the manner in which it is to be disclosed, or that it contains any material misstatement.
5. The comparative financial information of the Company for the quarter and half year ended September 30, 2022, for the quarter ended June 30, 2023 and for the year ended March 31, 2023, prepared in accordance with Ind AS, included in this statement has been reviewed / audited, as applicable, by predecessor auditors. The report of predecessor auditors on the comparative financial information dated October 19, 2022, August 12, 2023 and May 15, 2023 expressed an unmodified



conclusion / opinion, as applicable. Our conclusion on the statement is not modified in respect of this matter.

FOR G C AGARWAL & ASSOCIATES

Chartered Accountants

Firm Registration No.: 017851N



A handwritten signature in blue ink, appearing to be "G C Agarwal".

(G C AGARWAL)

Partner

(Membership No. 083820)

Place: New Delhi

Dated: 14.11.2023

UDIN: 23083820BGYOMK9773